

**Precise.
Ergonomic.
Powerful.**

HE HOMAG

Sliding Table Saw machine
K32

YOUR SOLUTION





The right solution for your requirements.

Compact in size, ergonomic in operation and equipped with a sharp saw blade, the K32 is made for the demands of the aspiring craftsman. This is an indispensable tool in any workshop that works with full panels and/or long boards.

ALL FROM ONE SOURCE FOR THE INDIAN MARKET



For all sales enquiries ring **+91 80 6837 4545**
If you have any questions or you are uncertain
as to who you should contact, please email us.
Info-India@homag.com

CONTENT

- 04 K32 — The small power package
- 06 Technical data
- 07 Services

Sliding table panel saw K32

- High quality, Extruded Alloyed Aluminum profile sliding table. Liberally ribbed & Anodized for long life of the table.
- Hardened & ground round guide rods.
- Hardened & precision ground prismatic V rollers for smooth stick slip free table movement.
- Graded cast iron saw carriage. Liberally ribbed for high rigidity & sturdiness.
- Hardened & ground round guideways for saw spindle vertical adjustment. Extra wide segmented guide for tilting feature -45° .




Stoppers

- 2 swivel stoppers for quick setup of cutting dimensions



Cross cut Fence

- Extendable cross cut fence up to 3200 mm



Separate motors for Saw & Scoring spindles.

- User-friendly quick speed change mechanism for Saw spindle-3000, 4000, 5000 RPM to handle various cutting requirements.



Saw adjustment Handles-(Manual)

- Placed in front for easy reach of operator
Saw up & down handle, & Tilting handles




Saw carriage door

- Provided with electrical safety interlock feature for safe and accident free saw blade replacement



Saw table

- Large, sturdy & precisely machined cast Iron table for handling host of work pieces



Rip Fence

- Hardened & ground round guideway for fence positioning. Cast Iron fence body with adjustable Long aluminum Fence.
- Quick & easy set up of Rip fence with large graduated scale.



Electrical Controls

- Ergonomically placed push buttons
- LED display of main saw RPM digital display of saw angle mushroom emergency stop push button



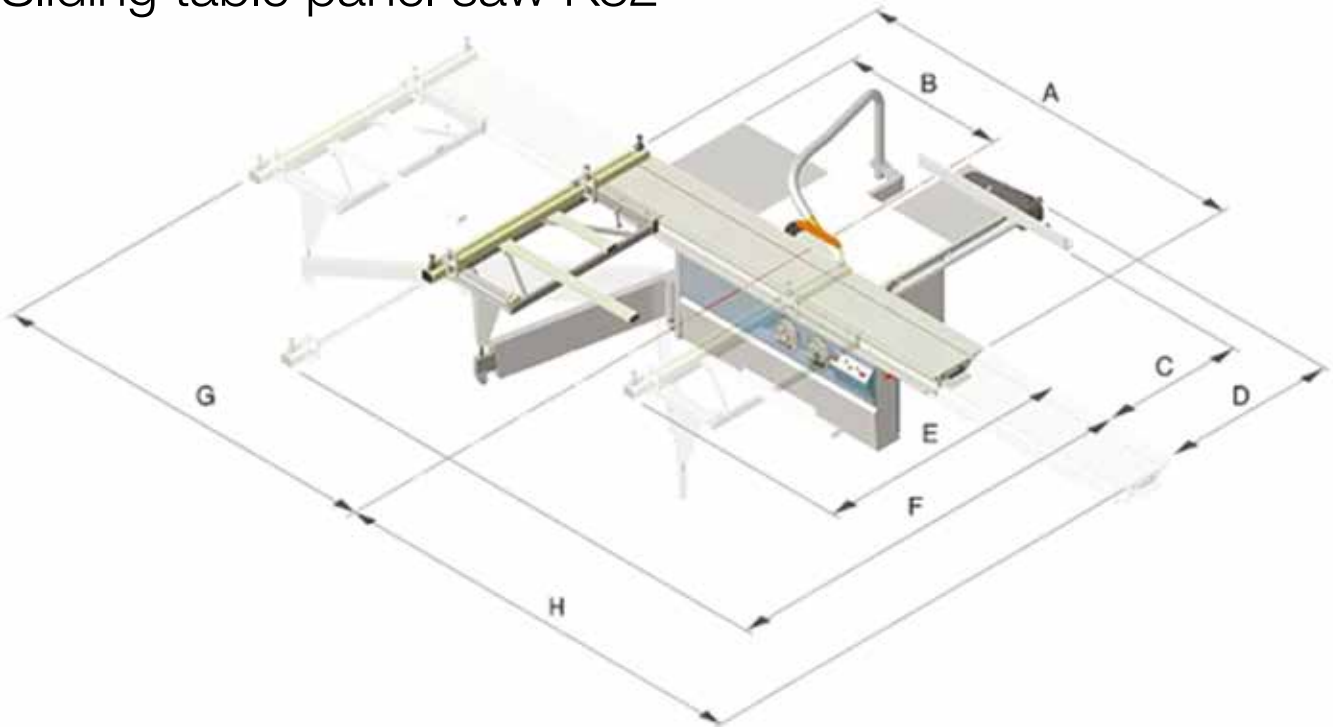
Scoring Saw adjustment Knobs- (Manual)

- Within easy reach of operator
- Up & down adjustment axial adjustment



Miter Fence with stopper for precise angle cuts

Sliding table panel saw K32



K32 DIMENSIONS

A	Sliding table length	3200 mm	E	Crosscut fence - closed	1820 mm
B	Non -CE	850 mm	F	Crosscut fence -extended	3230 mm
C	Cutting width on fixed table	1300 mm	G	Sliding table stroke	3525 mm
D	Cutting width +225	1525 mm	H	Sliding table stroke	3470 mml

K32 SEPCIFICATIONS

Max. main saw blade	ø 350 mm (14")	Scoring saw blade bore	22 mm
Max. cutting height with ø 350 saw	100mm @ 90°	Scoring blade speed	8000 RPM
Max. cutting height with ø 350 saw	70 mm @ 45°	Saw table extension -CE	370 mm
Rectified cast iron fixed table dimension	570 x 1000 mm	Cross Cut fence movement	Manual
Main saw speed	3000/4000/5000 RPM	Miter fence	Yes
Main saw blade - supplied with machine	ø 305 mm	Cutting width adjustment	Manual
Main saw bore	ø 30 mm	Overhead saw guard type	Simple type
Sliding table dimensions	380 x 3200 mm	Tool frame CE-	Yes
Main saw blade power	7.5 HP (5.5 kW)	Main channel dust collection system	Simple type ø 4"
Scoring saw motor power	1 HP (0.75 kW)	Guard dust collection system	Simple type ø 100
Scoring saw blade	ø 120 mm	Electricals	420V / 50 HZ/ 3PH / 24VDC Control

Our Services

- Technical Support
- Field Technicians trained to the highest standards
- Routine Maintenance Programs
- Gluepot Repair Service
- Spare Parts
- Upgrades
- Remote Diagnostics

Please contact us at +91 80 6837 4545 or Info-India@homag.com for service and spare parts enquiries.

HC LIFE CYCLE SERVICES

Optimal service and individual consultations are included in the purchase of our machines. We support you with service innovations and products which are especially tailored to your requirements. With short response times and fast

customer solutions we guarantee consistently high availability and economical production – over the entire life cycle of your machine.



REMOTE SERVICE

- Hotline support via remote diagnosis by our trained experts regarding control, mechanics and process technology. Thus, more than 90% less on-site service required and consequently a faster solution for you!
- The ServiceBoard App helps to solve tasks in a fast, simple and concrete way. This is achieved by mobile live video diagnosis, automatic sending of service requests or the online spare parts catalog eParts.



SPARE PARTS SERVICE

- High spare parts availability and fast delivery.
- Ensuring quality by predefined spare parts and wear parts kits, comprising original spare parts.
- Identify and inquire for spare parts online under www.eParts.de 24/7, or buy even faster and more comfortably in the new HOMAG Webshop eCommerce.



FIELD SERVICE

- Increased machine availability and product quality by certified service staff.
- Regular checks through maintenance / inspection guarantee the highest quality of your products.
- We offer you the highest availability of technicians in order to reduce downtimes in case of unpredictable troubles.

HOMAG India Pvt. Ltd.

Info-India@homag.com

www.homag.com



YOUR SOLUTION