

Edging ahead

CNC edge banding unit
powerEdge Pro Duo



The new powerEdge Pro Duo |

One unit for all requirements

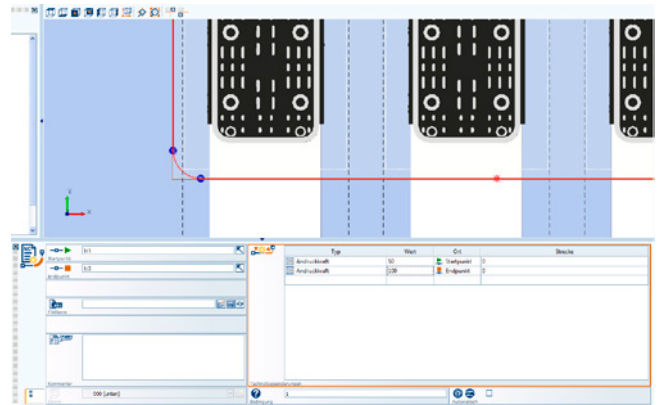
Taking CNC edge gluing to a new level. The new powerEdge Pro Duo is the accumulation of over 30 years of industry leading research and development in contour edgebanding systems. Optimized handling and simplified

programming combined with innovations in unit technology and control systems mean the new powerEdge Pro Duo is the perfect solution for your requirements — a unit that meets the demands of the present and the future.



Seamless components with zero joint technology:


The unit features perfect components with no visual joints at the edges with a perfectly harmonized functional layer — all with simple, straightforward and robust unit technology.



woodWOP: More options — simpler programming: By defining the pressure and temperature, each point has constant parameters, regardless of contour and feed rate. You couldn't ask for more. Makes programming simple, without the need for repeated testing.



Precise positioning: Accurate tracing and a feed roller with direct distance measurement guarantees CNC-precise edge transport. This creates new options for designing shapes and achieving perfect results in 360° gluing.



Zero joint and hot-melt glue: Combined operation with no changeovers! A completely combined function without modifications or changeovers. Only a single component is required for conventional edge banding using either hot-melt glue application or pre-coated edges

Unit |


Can be used with the following series



CENTATEQ E-310



CENTATEQ E-500



CENTATEQ E-700

- 1 **Granulate container:** The granulate container can be released using a bayonet fitting and removed from the machine, meaning that changing the glue color is quick and easy. Alternatively, small amounts can be filled into the application unit directly.
- 2 **Application unit:** The application unit can be quickly and easily replaced to make way for a change in glue color or type.
- 3 **Fine adjustment via a scale:** Adjusting the glue quantity is simple and repeatable using a scale.
- 4 **Hot-air unit:** The intelligent control system for the hot air masters the nozzle provides optimum performance for difficult inside and outside radii and ensures a constant temperature at the joint, regardless of the feed and whether conventional hot-melt glue or pre-coated edges are used.
- 5 **Pressure roller:** The pressure roller applies the edge to the workpiece with a precise amount of force. This, in conjunction with a defined temperature, ensures perfect workpieces without a complicated programming procedure



TECHNICAL DATA

edge height	Up to 65 mm
Edge thickness	0.4 mm to 3 mm (depending on the material)
inside radius	min. 30 mm (Smaller inner radius on request)
Circle diameter inner contour	> 400 mm



HOMAG Group AG

info@homag.com
www.homag.com

YOUR SOLUTION